

LEGEND



SIDE SETBACKS

FOR LOTS IDENTIFIED THUS *
 A BUILD TO BOUNDARY ALLOWANCE ONLY APPLIES TO THE GARAGE WALL ON THE SIDE OF THE LOT WHERE THE DRIVEWAY CROSSOVER EXISTS. A MINIMUM SETBACK OF AT LEAST ONE (1) METRE MUST BE PROVIDED FOR THE OPPOSITE SIDE BOUNDARY.

FOR LOTS IDENTIFIED THUS *2

ALL SIDE BOUNDARIES INCLUDING GARAGES MUST BE SET BACK A MINIMUM OF ONE (1) METRE, AND THREE (3) METRES ON THE OPPOSITE SIDE OF THE LOT TO WHERE THE DRIVEWAY CROSSOVER EXISTS.

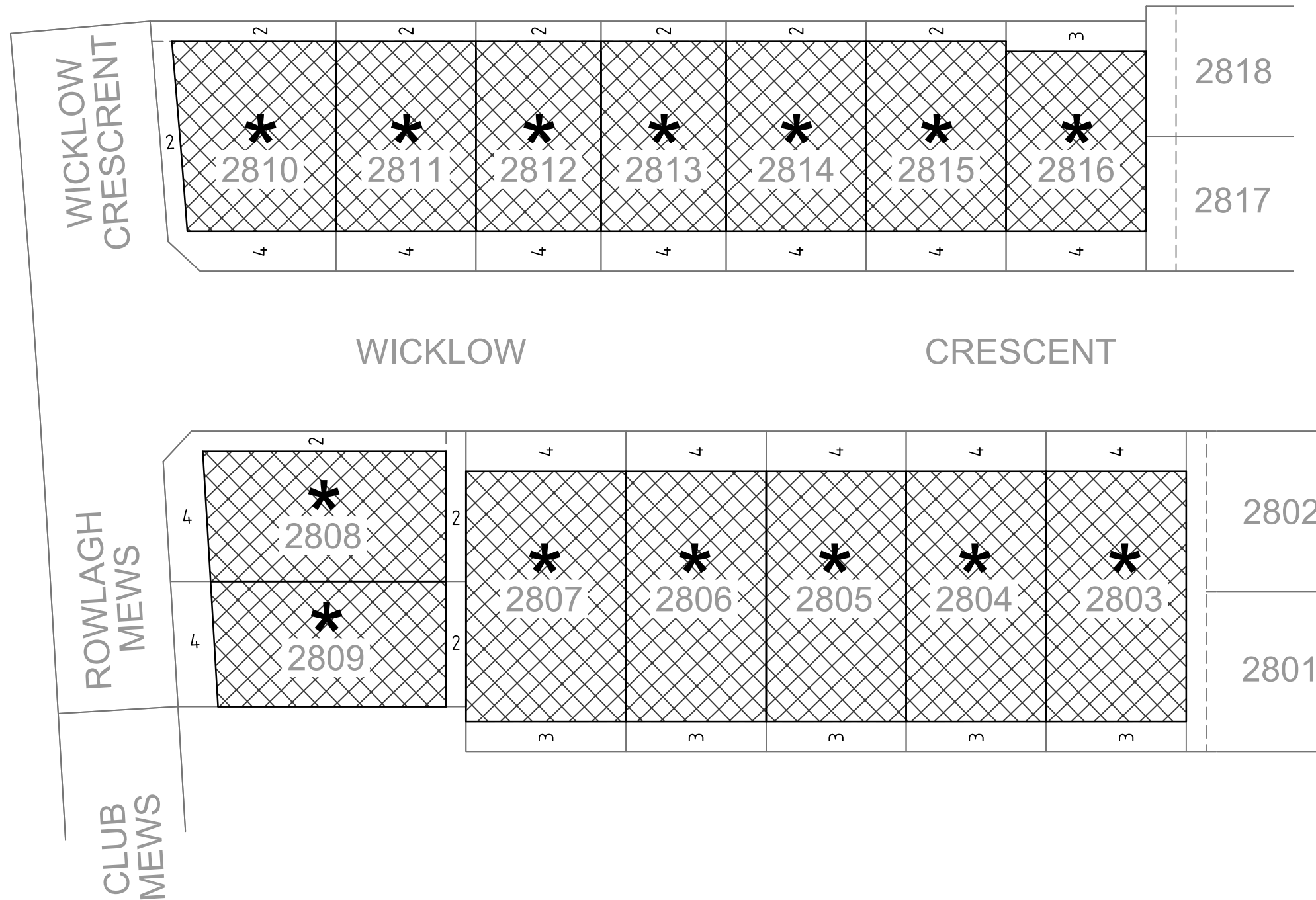
IF THE LOT IS IRREGULAR IN SHAPE THE ABOVE MENTIONED SETBACK ONLY NEEDS TO BE ACHIEVED AT THE FRONT BUILDING LINE.

FOR LOTS IDENTIFIED THUS * OR *
 TYPE A TYPE B

ARE FOR LOTS UNDER 300m² WHICH DO NOT INCLUDE BUILDING ENVELOPES AS THEY ARE SUBJECT TO THE RELEVANT SMALL LOT HOUSING CODE.

FOR BUILDING ENVELOPE INTERPRETATION SEE DESIGN GUIDELINES.
 APPROVED UNDER PLANNING PERMIT NUMBER 719067.
 EXTENT OF BUILDING ENVELOPE SHOWN BY THICK CONTINUOUS LINE.

SEE SHEET 2



BUILDING ENVELOPE PLAN

Olivine Estate - Stage 28
 PS909277N (Ver C)
 Drawing No. 1700s-28-BEP Ver 3
 Sheet 1 of 2
 Copyright SMEC© 2021.

Drawn by: J. Collins
 Approved by: R. Whiting

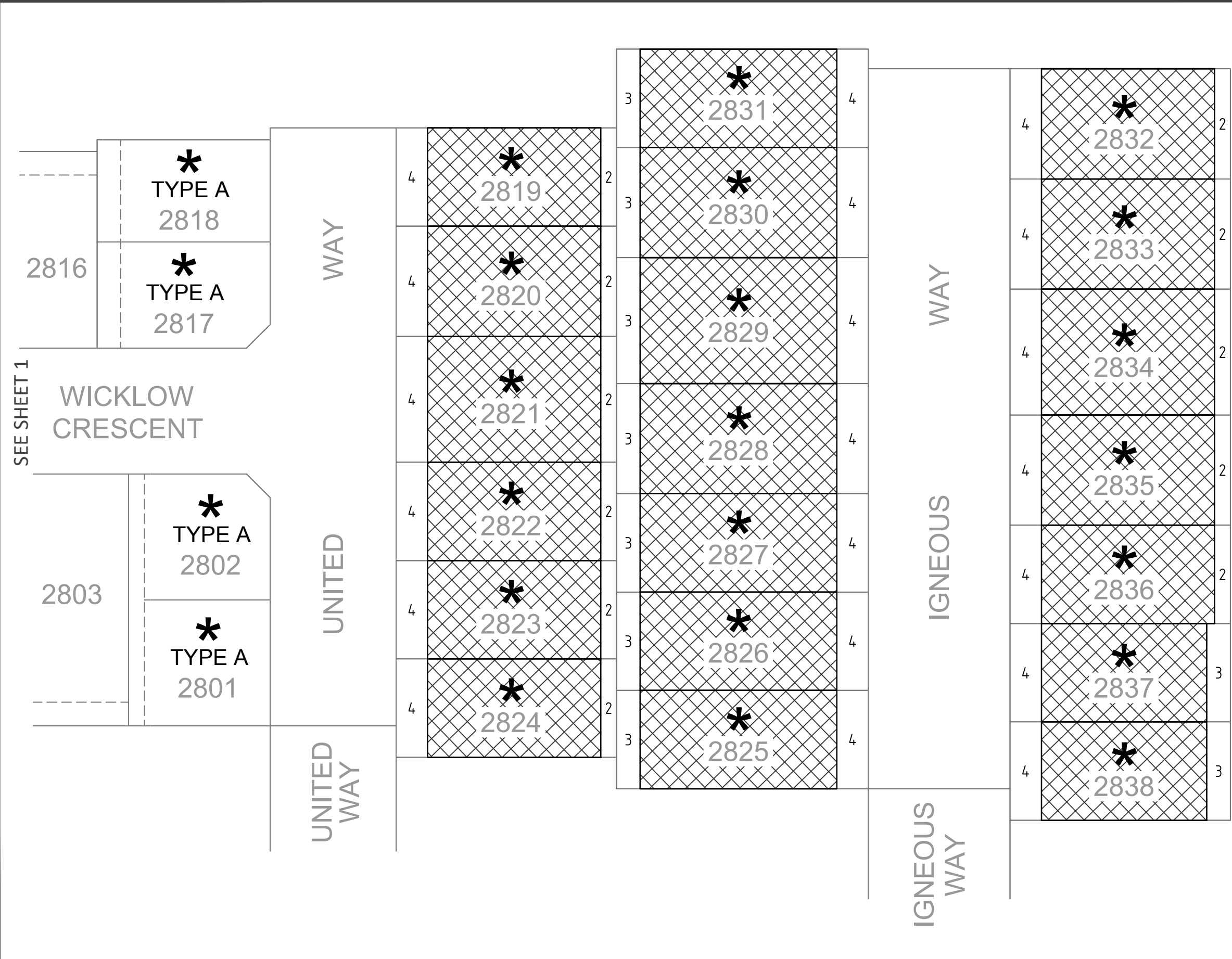
4th August 2022
 16th Feb 2023



Surveying
 Engineering
 Urban Design
 Landscape Architecture
 Town Planning

Member of the Surlana Jurong Group
 Melbourne Survey T 9869 0813 F 9869 0901

1:500 @ A3L
 Datum MGA94 Zone 55



LEGEND

 BUILDING ENVELOPE

SIDE SETBACKS

FOR LOTS IDENTIFIED THUS *
 A BUILD TO BOUNDARY ALLOWANCE ONLY APPLIES TO THE GARAGE WALL ON THE SIDE OF THE LOT WHERE THE DRIVEWAY CROSSOVER EXISTS. A MINIMUM SETBACK OF AT LEAST ONE (1) METRE MUST BE PROVIDED FOR THE OPPOSITE SIDE BOUNDARY.

FOR LOTS IDENTIFIED THUS *2

ALL SIDE BOUNDARIES INCLUDING GARAGES MUST BE SET BACK A MINIMUM OF ONE (1) METRE, AND THREE (3) METRES ON THE OPPOSITE SIDE OF THE LOT TO WHERE THE DRIVEWAY CROSSOVER EXISTS.

IF THE LOT IS IRREGULAR IN SHAPE THE ABOVE MENTIONED SETBACK ONLY NEEDS TO BE ACHIEVED AT THE FRONT BUILDING LINE.

FOR LOTS IDENTIFIED THUS * OR *
 TYPE A TYPE B

ARE FOR LOTS UNDER 300m² WHICH DO NOT INCLUDE BUILDING ENVELOPES AS THEY ARE SUBJECT TO THE RELEVANT SMALL LOT HOUSING CODE.

FOR BUILDING ENVELOPE INTERPRETATION SEE DESIGN GUIDELINES.
 APPROVED UNDER PLANNING PERMIT NUMBER 719067.
 EXTENT OF BUILDING ENVELOPE SHOWN BY THICK CONTINUOUS LINE.


BUILDING ENVELOPE PLAN

Olivine Estate - Stage 28
 PS909277N (Ver C)
 Drawing No. 1700s-28-BEP Ver 3
 Sheet 2 of 2
 Copyright SMEC© 2021.

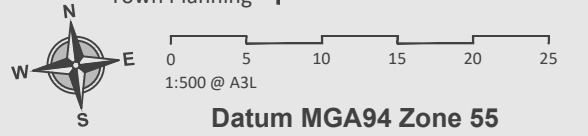
Drawn by: J. Collins 4th August 2022
 Approved by: R. Whiting 16th Feb 2023



Surveying
 Engineering
 Urban Design
 Landscape Architecture
 Town Planning



Member of the **Surbana Jurong Group**
 Melbourne Survey T 9869 0813 F 9869 0901



1:500 @ A3L
 Datum MGA94 Zone 55